

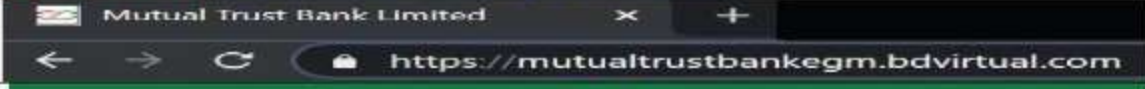



Mutual Trust Bank Limited's Virtual EGM System Manual

Supported Browser: Latest version of

Google Chrome, Microsoft Edge, Opera, Safari, Mozilla Firefox

Supported Device: Laptop, Desktop, Tab, Mobile (android/ iPhone)

Virtual EGM with this simple step:

Step - 1		
<p>Log in to the link https://mutualtrustbankegm.bdvirtual.com</p> 		
Step 2		
Log on Interface		
<p>Before Activation</p> 	<p>After Activation</p> 	
Step 3		
<p>Login screen:</p> <ol style="list-style-type: none"> Enter 16 digit BO number or 5 digit Folio number* Enter Name Enter Number of Share(s) as per record date holding Click Login button 		
Step 4		
Shareholders can see:		
<p>a) Live Streaming b) Total attendance (Number of Shareholders) c) Question & Comments d) Agenda</p>		
		
Step-5		
<p>Shareholders can do: Send Question & Comments through text up to the end of EGM (English or Bangla)</p>	<p>Shareholders can do: Shareholders can Propose/ Support any Agenda</p>	<p>Shareholders can do: Shareholders can vote (Yes/ No) for any Agenda</p>
